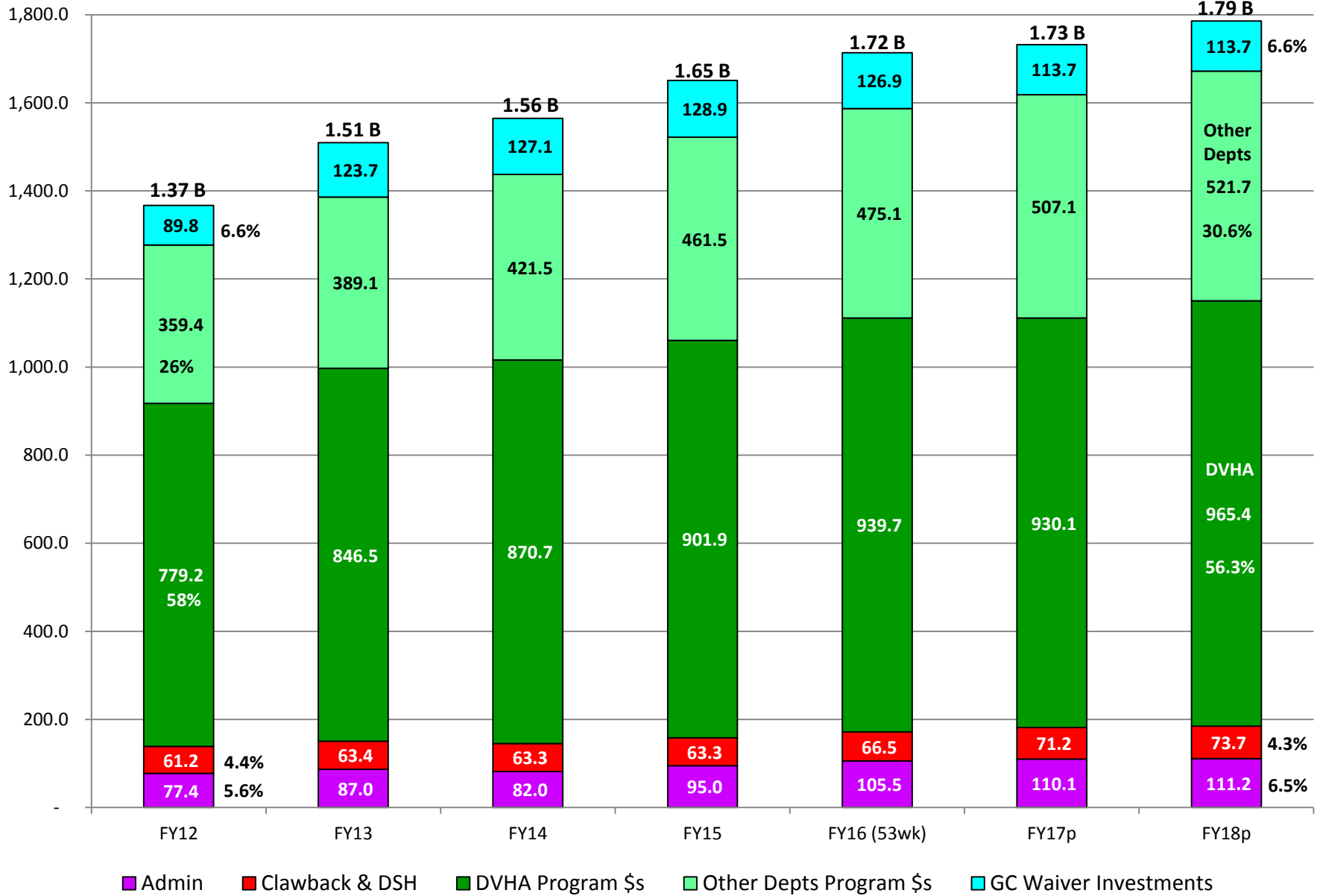


Medicaid \$ Trend by Big Catagories



Medicaid Caseload - FY12-FY16 Average (Based on Monthly Enrollment)

<<<<<<< Redetermination Impacts >>>>>>>>

FY12 - FY16 Historical
FY17 & FY18 Projections

		actual	actual	actual	actual	E-BRD Jan-16	actual ²	E-BRD Jan-16	E-BRD Jan-17	E-BRD Jan-17
AVERAGE ANNUAL CASELOAD		FY12	FY13	FY14	FY15	FY16	FY16	FY17	FY17	FY18
Full Coverage/Primary¹										
1	Categorical Aged, Blind, or Disabled (ABD) Adults	13,977	14,309	14,852	15,956	16,508	15,001	17,229	8,791	8,636
2	MAGI/VHC General Adults	11,235	11,387	13,115	17,381	20,228	20,101	22,041	15,848	15,222
3	n/a VHAP Adults - ended in 2014	36,991	37,475	36,637	n/a	n/a	n/a	n/a		
4	MAGI/VHC New Adult all - began 1/1/2014	n/a	n/a	47,315	53,153	58,292	62,562	59,021	59,021	59,063
5	Categorical Blind or Disabled (BD) Kids	3,712	3,701	3,639	3,603	3,503	3,243	3,417	2,490	2,459
6	MAGI/VHC General Kids	55,274	55,394	56,431	60,863	62,462	63,301	64,846	60,003	61,159
7	MAGI/VHC SCHIP (Uninsured) Kids	3,909	3,986	4,105	4,466	4,649	4,499	4,874	5,280	5,562
8	Subtotal -Full/Primary	125,098	126,251	139,457	155,422	165,641	168,707	171,428	151,434	152,101
9	Partial Coverage/Supplemental									
10	Categorical Choices for Care (incl moderates)	3,891	3,911	4,147	4,342	4,516	4,256	4,623	4,310	4,350
11	Categorical ABD Dual Eligibles	16,634	17,155	17,384	18,244	18,772	20,280	19,153	17,758	18,007
12	Categorical Rx -Pharmacy Only Programs	12,655	12,535	12,653	11,978	11,761	11,593	11,026	11,640	11,640
13	n/a Catamount - ended in 2014	10,713	11,484	13,329	n/a	n/a	n/a	n/a	n/a	n/a
14	n/a ESI (VHAP&Catamount) - ended in 2014	1,551	1,535	1,409	n/a	n/a	n/a	n/a	n/a	n/a
15	QHP/MAGI VPA-Vermont Premium Assistance ³	n/a	n/a	14,013	16,906	17,244	14,893	17,588	17,915	16,854
16	subset CSR-Cost Sharing Reduction - subset of VPA	n/a	n/a	4,452	5,322	5,481	5,340	5,646	5,646	5,646
17	MAGI/VHC Underinsured Kids (ESI)	1,068	978	949	916	865	826	820	833	831
18	Subtotal -Partial/Supplemental	48,062	49,133	50,555	52,386	53,158	51,849	53,211	52,455	51,682
Total All		173,160	175,383	190,012	207,808	218,799	220,556	224,640	204,556	

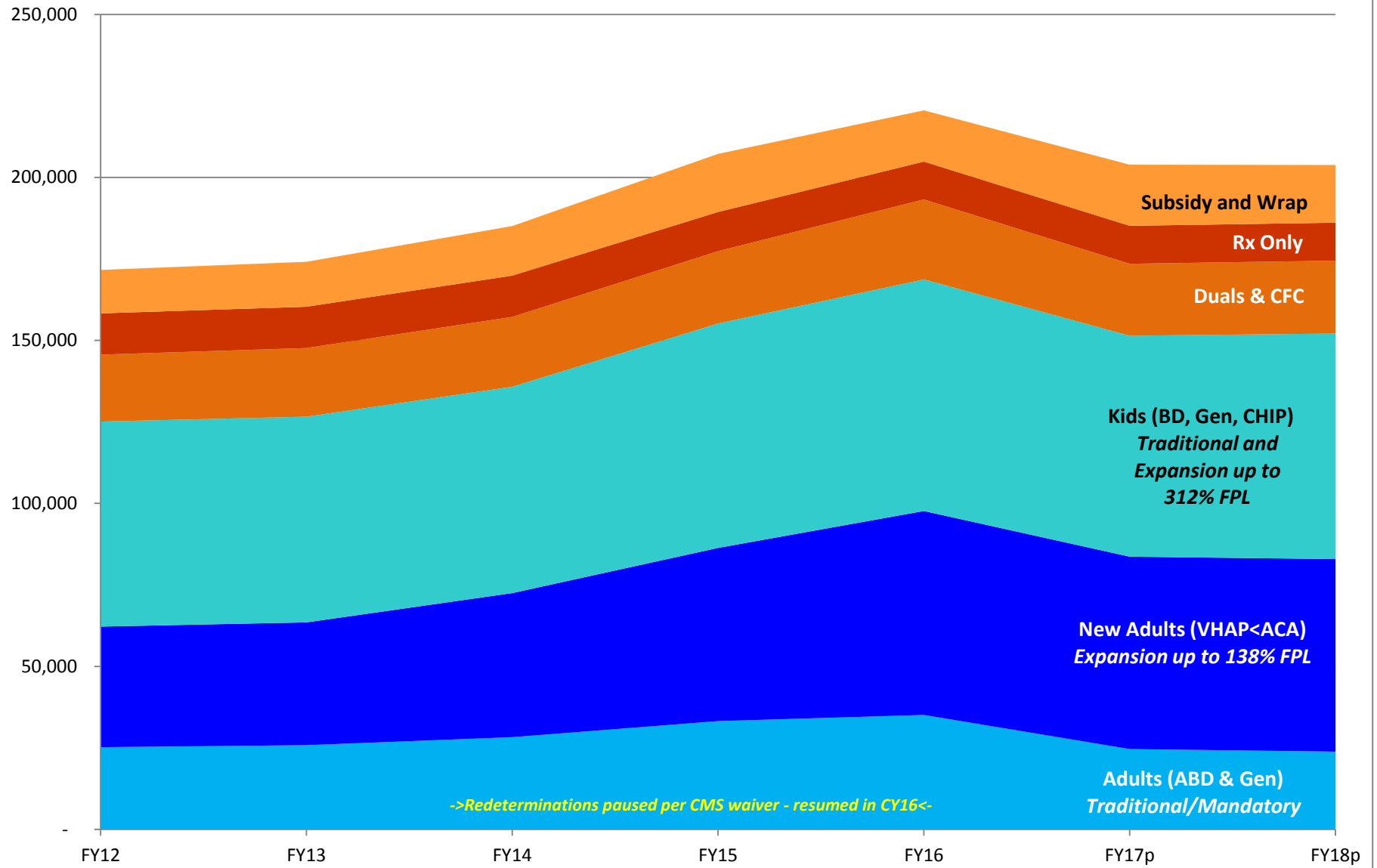
NOTES

- 1 Some Full Coverage enrollees may have other forms of insurance.
- 2 Redetermination process began partway through FY16
- 3 VPA-Vermont Premium Assistance counts are subscribers not individuals

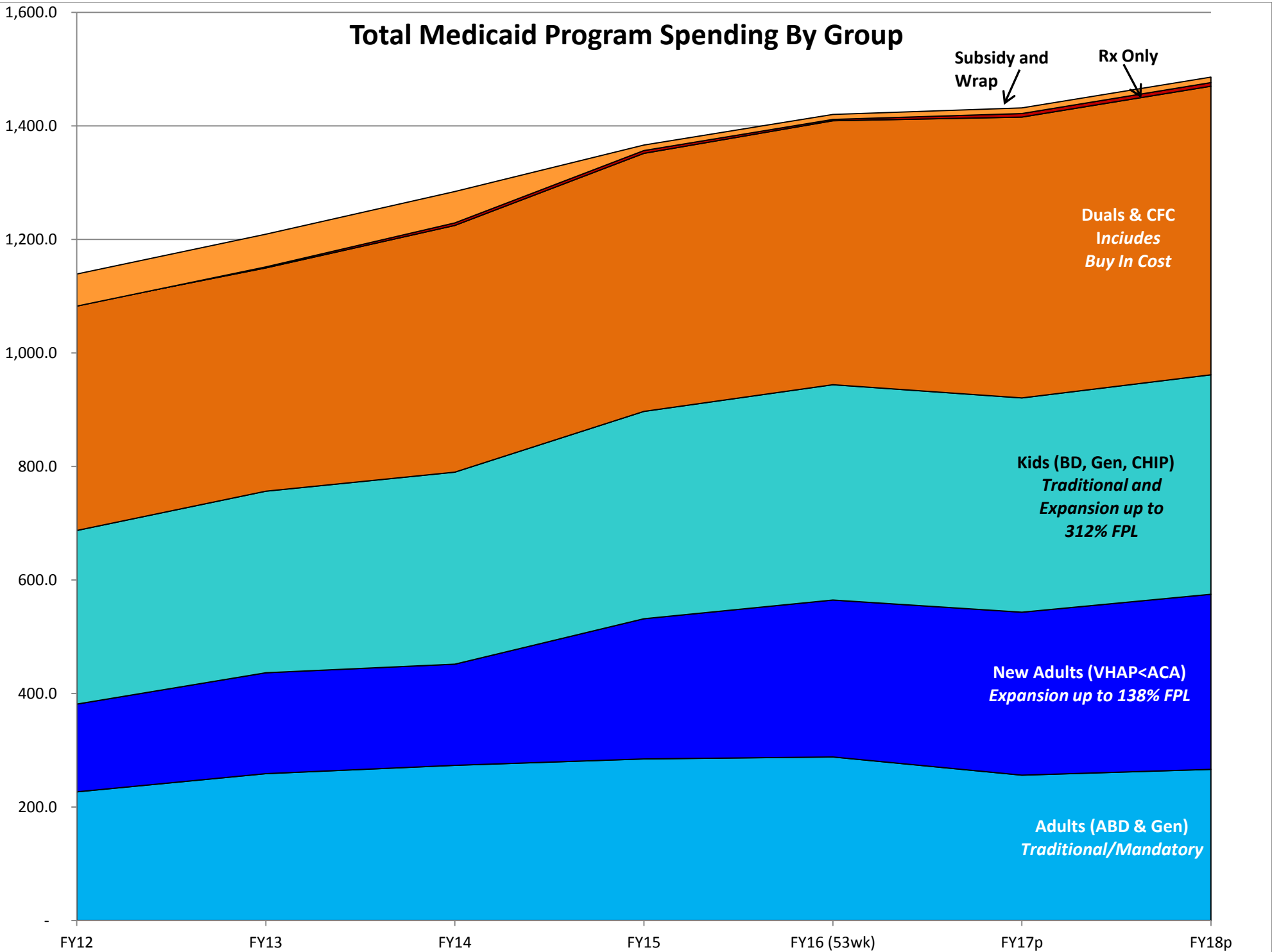
Medicaid is full coverage or primary payer for Blue/Green Groups

Medicaid Average Caseload

Medicaid is partial coverage or supplemental payer for Orange Groups



Total Medicaid Program Spending By Group



Subsidy and Wrap

Rx Only

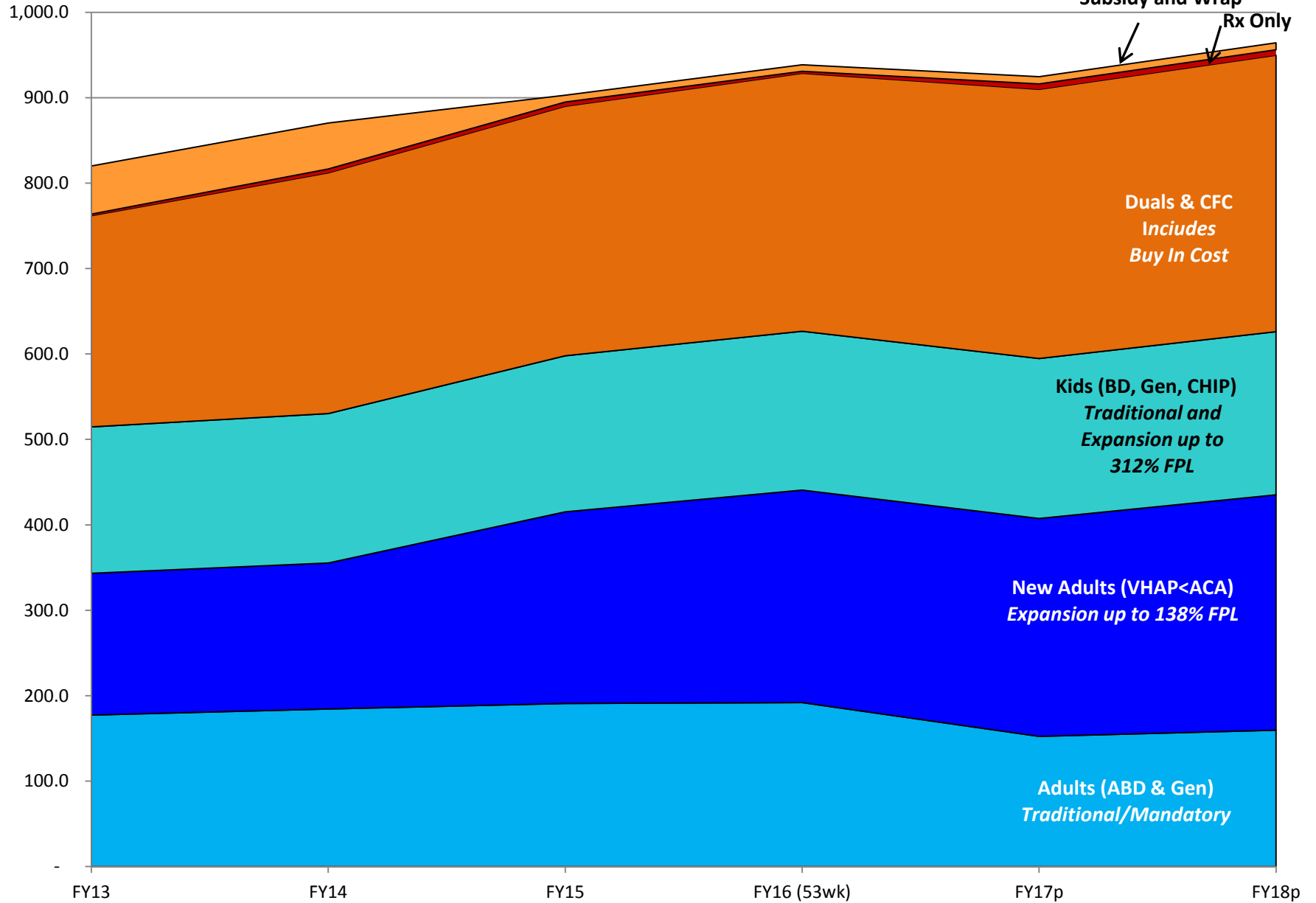
Duals & CFC
Includes
Buy In Cost

Kids (BD, Gen, CHIP)
Traditional and
Expansion up to
312% FPL

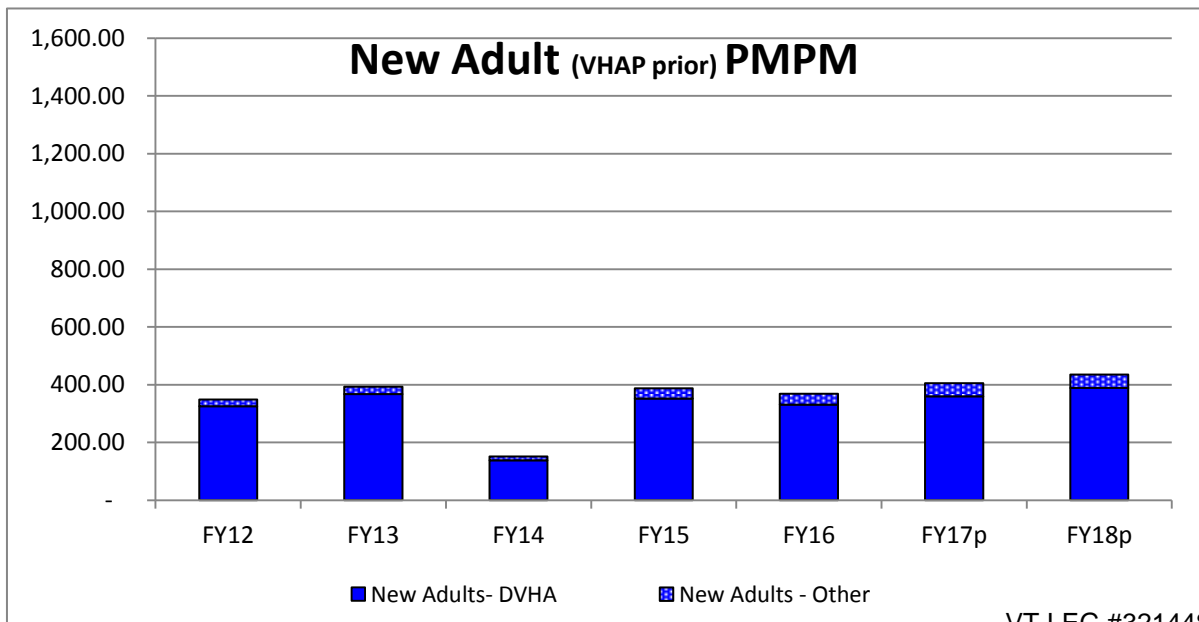
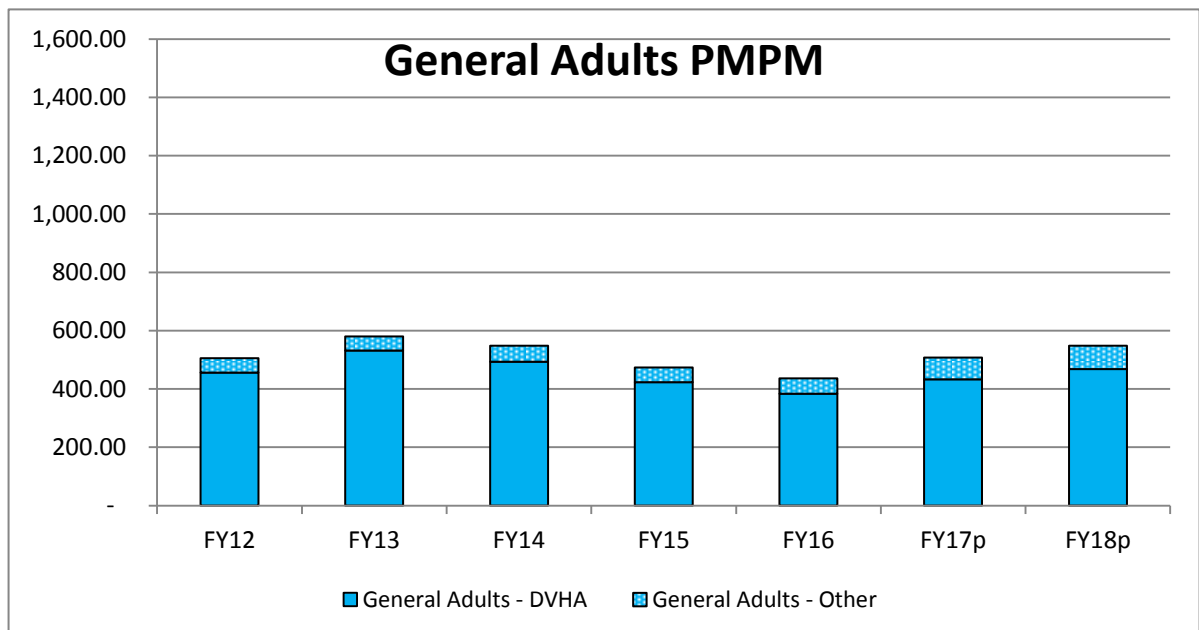
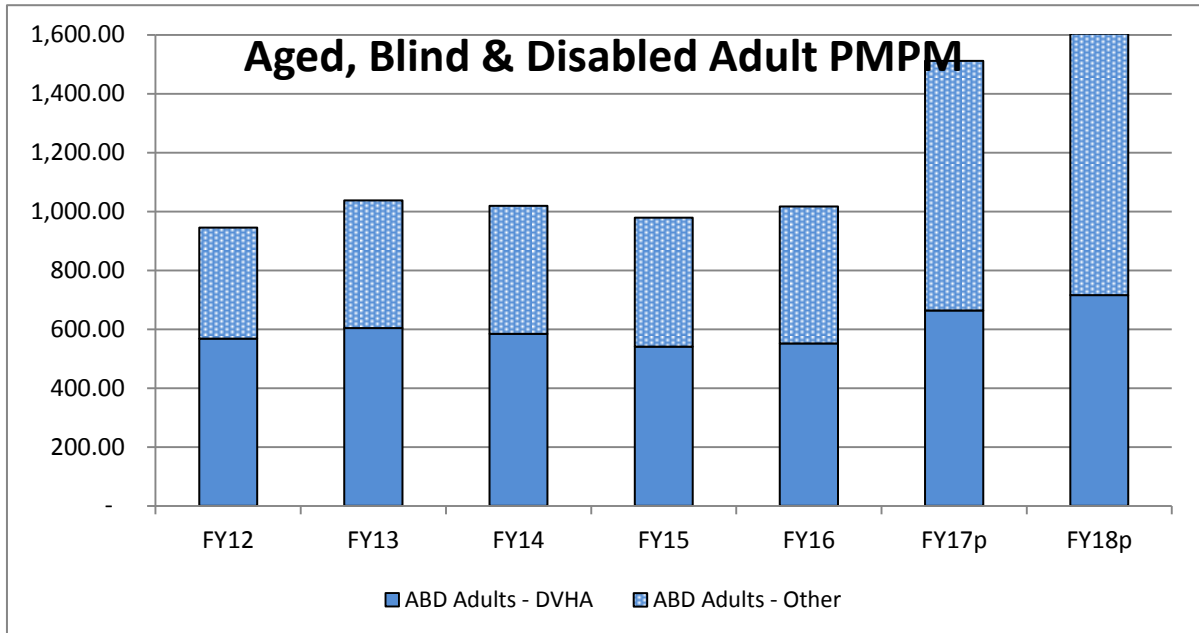
New Adults (VHAP<ACA)
Expansion up to 138% FPL

Adults (ABD & Gen)
Traditional/Mandatory

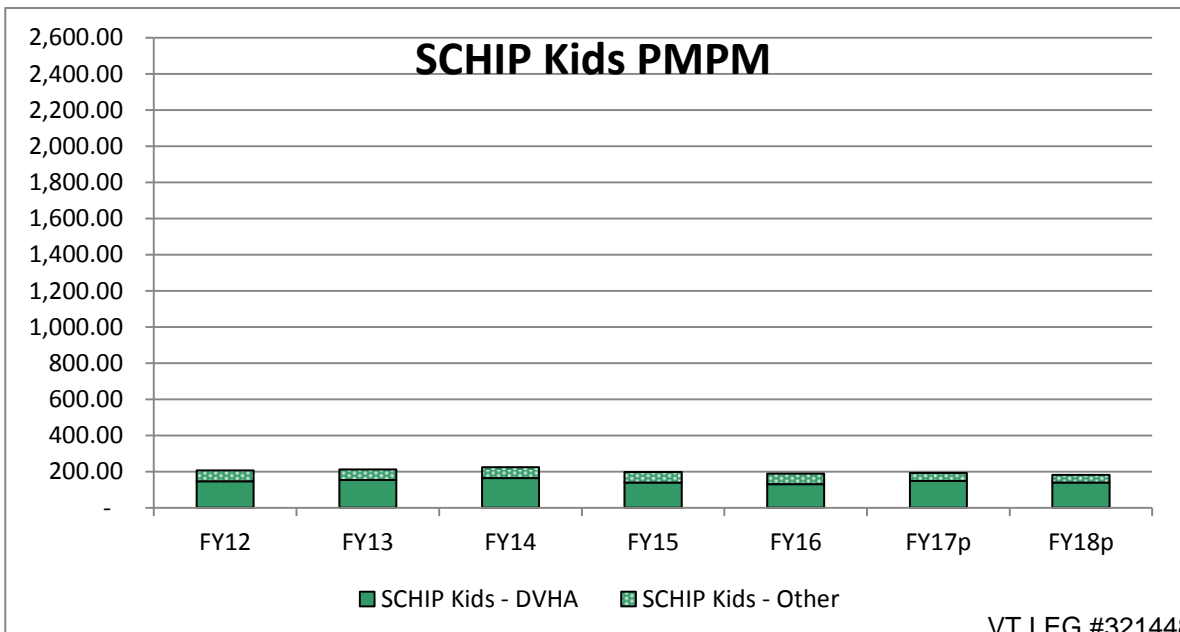
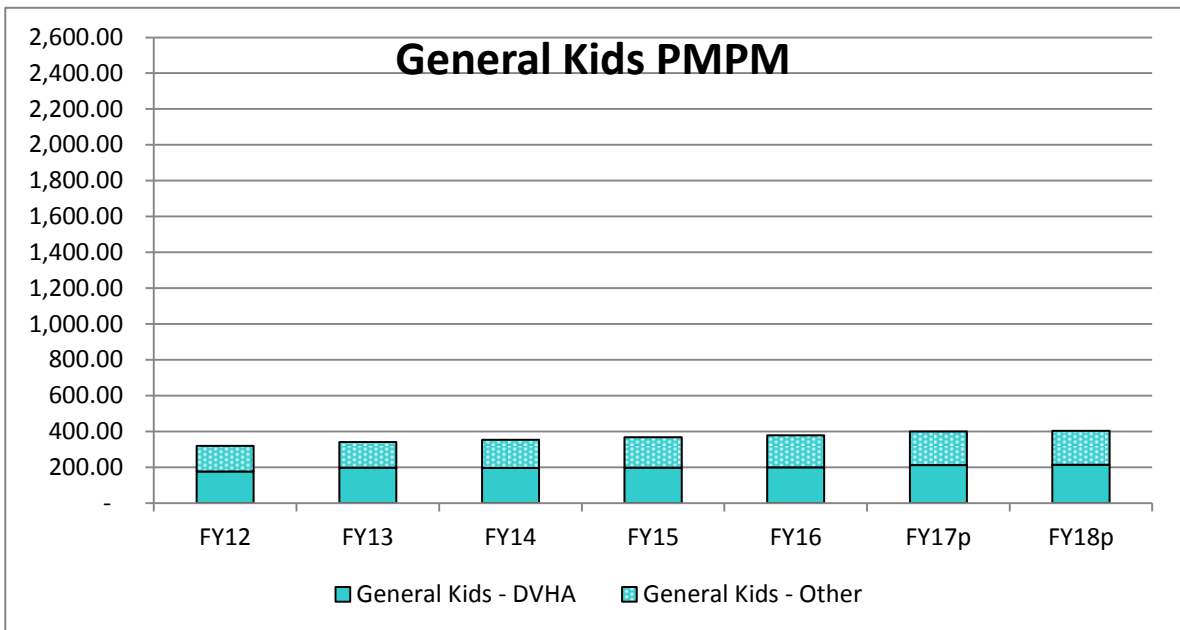
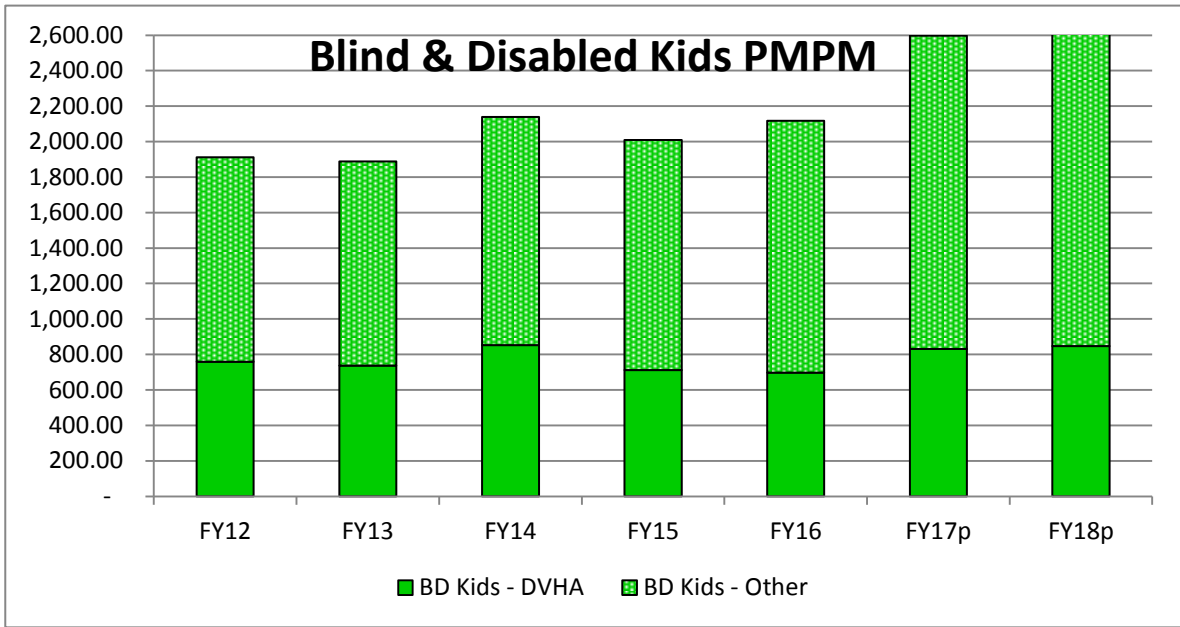
DVHA Medicaid Program Spending By Group



Adult PMPMs



Kid PMPMs



Dual PMPMs

